


ISOBLOW

PROFI

ISOBlow Profi este o mașină de suflat extrem de puternică pentru prelucrarea izolației celulozei, a fibrelor lemnoase, a vatăi de sticlă și minerale. 2 suflante puternice asigură o capacitate ridicată de aer ISOCELL oferă cea mai puternică mașină de suflat cu 2 x 230 V. Dacă este necesar, se pot porni și două suflante de înaltă performanță.

The ISOBlow Profi is an extremely high-performance blowing machine for the installation of cellulose insulation, soft wood fibre, glass wool and rock wool besides other approved loose and free-flowing insulation material. Two high-power blowers ensures high air flow and high output pressure. The two blowers are supported by two extra blowers that can be switched on as required and are controlled via radio remote controls.



L'ISOBlow Profi est une machine à insuffler extrêmement performante pour l'application d'ouate de cellulose, de fibres de bois, de laine de verre et de laine de roche, ainsi que d'autres matériaux isolants autorisés, en vrac et fluides. Deux souffleries puissantes assurent un débit d'air élevé et une pression de soufflage suffisante. Il est possible, en cas de besoin, de mettre également en marche deux souffleries puissantes supplémentaires.



Mecanism auxiliar de deschidere pentru a usura întreținerea și reparatle

Accessible auxiliary shredder mechanism for easy maintenance and trouble-shooting

Système de broyage additionnel relevable facilitant la maintenance et la suppression des défauts.



17.980,- €

Art.Nr.: 610045

18.980,- €

Art.Nr.: 610050

DATE TECHNIQUE | TECHNICAL DATA | CARACTERISTIQUES TECHNIQUES

ISOLOW PROFI PLUS

ISOLOW PROFI TWIN TURBO

103 x 125 x 178 cm

103 x 125 x 178 cm

470 kg

470 kg

1440 l = 8 saci ISOCELL

1440 l = 8 saci ISOCELL

1 x 0,55 kW, 2 x 1,1 kW } 11,65 kW
 5,5 kW + 2 x 1,7 kW

1 x 0,55 kW, 2 x 1,1 kW } 10,25 kW
 7,5 kW

480 mbar (max) | 400 m³/h (max)
+ 350 mbar (max) | 360 m³/h (max)

450 mbar (max) | 700 m³/h (max)

400 V / 50 Hz, 16 A + 1 x 230 V, 16 A

400 V / 50 Hz, 16 A

3" (76 mm)

3" (76 mm)

Randament | Output | Rendement

Randament | Output | Rendement

~ 1600 kg / h

≤ 50 cm

~ 1800 kg / h

~ 1000 kg / h

≤ 40 cm

~ 1200 kg / h