



UDB-A
USB-A

OMEGA LIGHT Roof Unterlay SK DUO

is an extremely diffusive underlay with two two-way acrylate adhesive strips for installation directly on the thermal insulation or the wood sheathing. Raintightness proved by Holzforschung Austria. (Report no. : 301/2003/1-T/HH)

FIELD OF APPLICATION

- for vented pitched roofs
- permanent protection for wood and insulation
- for installation directly on thermal insulation or wood sheathing

ADVANTAGES

- rain-tight, wind-tight
- UV-stabilized
- 100% recyclable
- easy to cut
- anti-glare
- anti-slip

RECOMMENDED ACCESSORIES



OMEGA QUILLI



OMEGA Nail-Seal Tape



PE Nail-Seal Tape DSK

AVAILABLE IN THE FOLLOWING DIMENSIONS

Roll width	1,50 m
Roll length	50 m
Roll area	75 m ²
Roll weight	15,30 kg

PRODUCT DATA ACCORDING TO STANDARD EN 13859-1 / EN 13859-2

Composition	3-layer PP fleece with two two-way acrylate adhesive strips	
Thickness	0,60 mm	
Colour	anthracite	
Weight per unit area	145 (±5) g/m ²	
Sd - value	0,025 m (+ 0,035/-0,01)	
Temperature resistance	- 40 °C - + 80 °C (short-term 100°C)	
UV - resistance	2 months	
Resistance to water penetration EN 1928	W1	
Elongation EN 12311-2	↔ 35 - 70 %	↔ 50 - 90 %
Tensile strength EN 12311-2	↔ 300 (±40) N / 50 mm	
	↔ 220 (±20) N / 50 mm	
Tear propagation resistance EN 12310-1	↔ 175 (±30) N	↔ 150 (±30) N
Storage	cool and dry	
Fire performance EN 13501-1 / EN 11925-2	E	

INFO :

+43 6216 / 4108

WWW.ISOCELL.COM

ISOCELL

GUIDELINES FOR INSTALLATION OF OMEGA ROOF UNDERLAY

(1) UNDERLAY (unsupported)

OMEGA roof underlay is nailed parallel to the eaves with a slight drape and laid and mechanically fixed above the rafters. Vertical overlaps/joins must always lie on a rafter. All overlaps must be bonded with OMEGA QUILLI. Horizontal underlay panels can be joined using SK-DUO's adhesion as provided or with OMEGA QUILLI. (no pressure need be applied).

(2) UNDERLAY (supported)

OMEGA roof underlay is laid on sheathing parallel to the eaves. The blankets are fixed with concealed nails spaced at 10 cm at the ridge-side edges (marks at edge). All overlaps/joins must be bonded with OMEGA QUILLI (without applying pressure) or the integrated adhesive strips (applying adequate pressure). For the raintight version (temporary cover) a nail-seal under the counter batten (OMEGA QUILLI or OMEGA Nail-seal Tape) is necessary. The single-sided nail-seal tape must be attached to the roof underlay directly beneath the counter batten!

(3) EAVES CONSTRUCTION

We recommend an eaves construction with drainage below the gutter so that snowmelt build-up can easily drain off. We recommend the use of a metal sheet to drain off water.

(4) RIDGE AREA

The ridge area is closed directly when covered with OMEGA roof underlay. This provides immediate protection against water penetration. In non-insulated lofts and/or ventilated interior insulation the ridge formation must be made open: the blankets end 3 cm before the ridge apex, counter battens are mounted and a 50 cm wide strip of OMEGA roof underlay must be attached over the roof apex.

(5) VALLEY FORMATION

The first step in valley formation is to lay a continuous valley blanket.

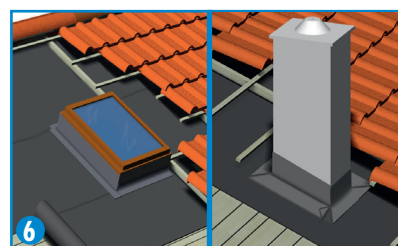



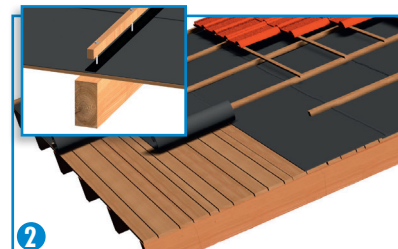

(6) PENETRATIONS

Sections cut out for roof penetrations (extractor pipes, roof windows, chimneys, etc.) should be kept as small as possible and the ends of the sheets must be fixed so that no rain or snow can penetrate. To achieve a perfect seal the appropriate sealing tapes and sleeves supplied by ISOCELL GmbH must be used.

Make sure that the substrate is clean! The manufacturer can accept no liability for mechanical damage. The applicable regulations and guidelines (e.g. of the ZVDH (Central Association of German Roofers) for Germany, Austrian Standard, ÖNORM B 4119, for Austria, ...) must be observed!

Wood preservatives can influence the impermeability of the underlay. Do not hesitate to contact our applications engineers who are always pleased to provide information!

The roof underlay does not replace roof covering. The roof must be covered at least 2 months after installation of the OMEGA roof underlay.



INFO :

+43 6216 / 4108

WWW.ISOCELL.COM

ISOCELL